



PERRLA

HOW TO DOWNLOAD APA PERRLA

Our Tutorial Videos, Transcribed for You | PERRLA Support

Copyright © 2008, PERRLA LLC | All Rights Reserved | <http://www.PERRLA.com>

HOW TO DOWNLOAD APA PERRLA

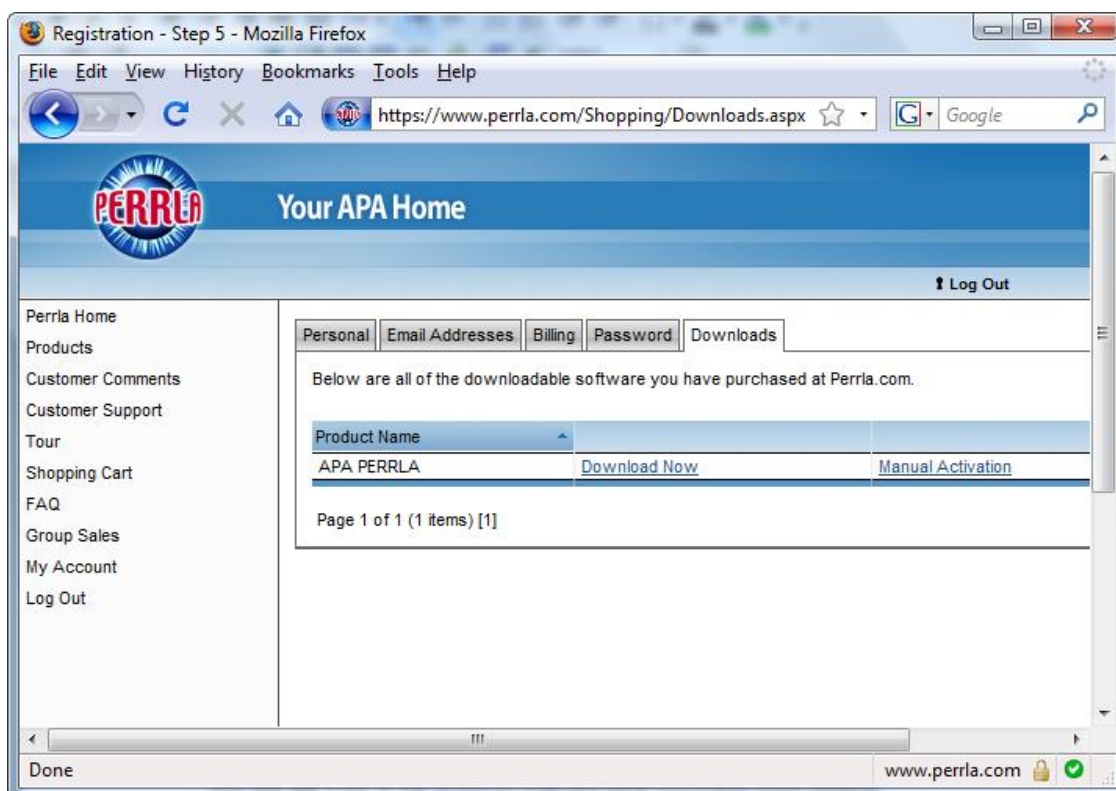
In your web browser, go to **www.perrla.com**. You would type this address in the address bar at the top of your browser.

At the PERRLA home page, you will notice a series of menu choices on the left side of the page. **Click the Login** menu choice.

You will be taken to a screen where you enter your email address and password.

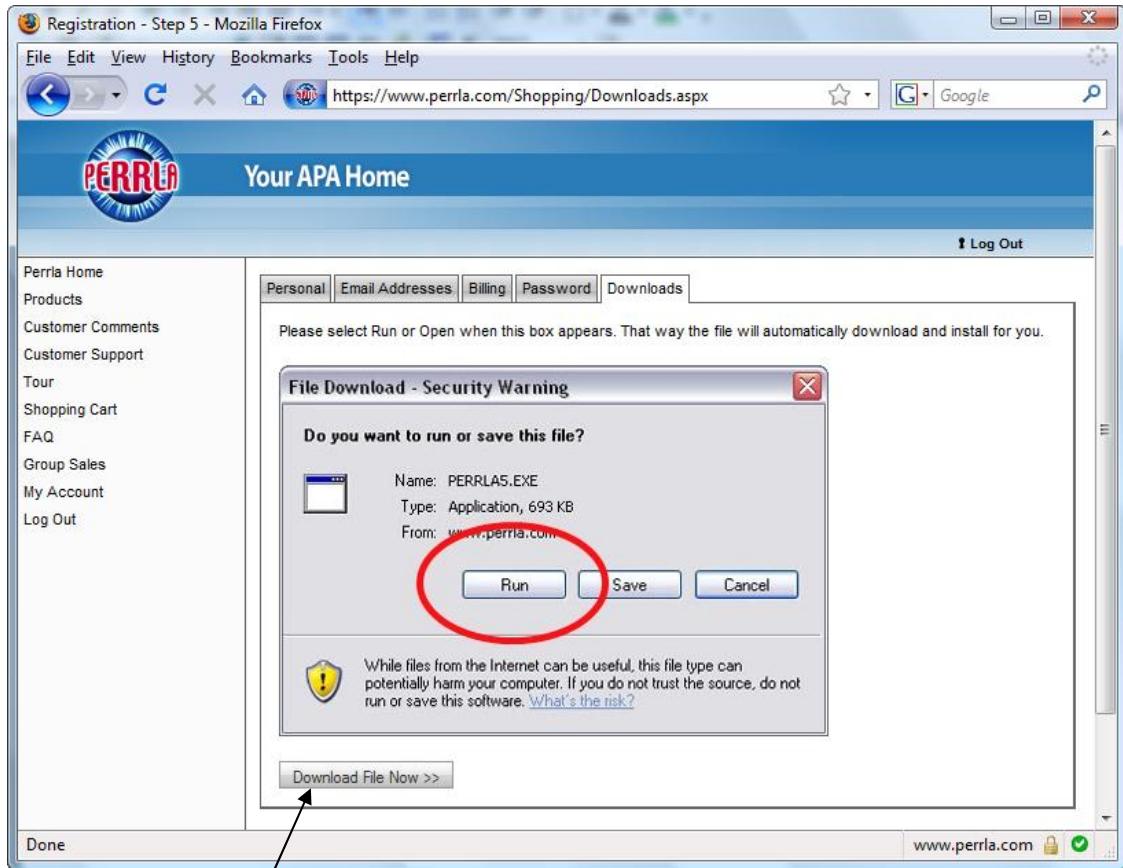
Note: If you have forgotten your password, **click** the Forgot Password link and you can enter your email address. By **clicking** the Send Password button, your password will be sent to the email address you have entered.

After entering your email address and password, **click** on the Login button. If your login is successful, you will see the PERRLA Family Members Page. **Click** on the **Downloads** button and you will see a list of the products that you have purchased from PERRLA.



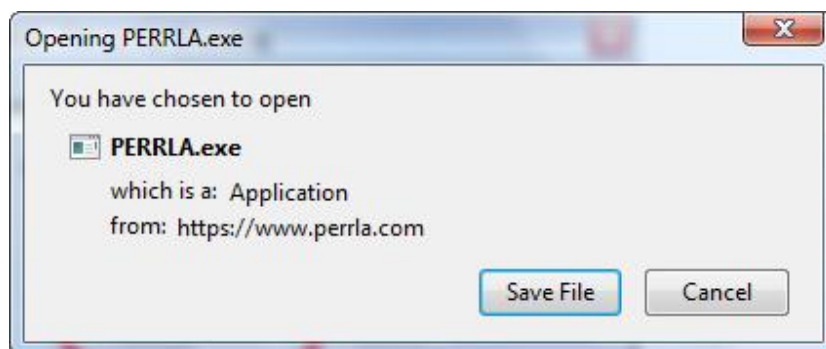
Note: You can use the other tabs to manage your email addresses, billing information, and password.

With the Downloads tab active, **click** on the **Download Now** link next to APA PERRLA. The next screen will show some instructions and screen pictures of what you will see when you click the Download File Now button at the bottom of the page.



Clicking the **Download File Now** button at the bottom of the page will cause your web browser to begin the download of APA PERRLA. You will see a popup message asking you if you want to open or save APA PERRLA.

If your web browser gives you the option to **Run APA PERRLA**, **click** on that option. If your only option is to **Save File**, then **click** on **Save**.



If you were able to **click** on **Run**, then the installation process will begin automatically when the file is completely downloaded.

If you **clicked** on **Save**, then you should be presented with a new screen where you can select PERRLA.exe and either **click Run** or **double-click** the name of the file to begin the installation.



For more information, see the help resources on our website at <http://www.PERRLA.com>